



Fund Objective

The investment objective of the strategy is to provide a rate of return on capital in excess of Canadian equities over a three-year period with a low correlation to, and volatility equal to or less than, the S&P/TSX Composite Index.

The Fund invests a minimum of 80% of its Total Assets primarily in a diversified selection of at least 50 Canadian corporations and trusts trading on major Canadian stock exchanges with at least CAD \$100 million market capitalization at the time of purchase or short sale.

The Fund maintains a Net Market Exposure between 30% and 70% at all times with aggregate short positions maintained at a minimum of 25% of its Total Assets. No equity holding of a single corporation or trust trading on a major Canadian stock exchange, either through direct holdings or indirectly through an investment in another investment fund, will exceed 5% of its Total Assets.

The Fund may use derivative instruments, in order to protect against losses from changes in market indices and for non-hedging purposes as a substitute for direct investment. Leverage is limited to a maximum of two times the Fund's Net Asset Value.

Inception Date

January 2000

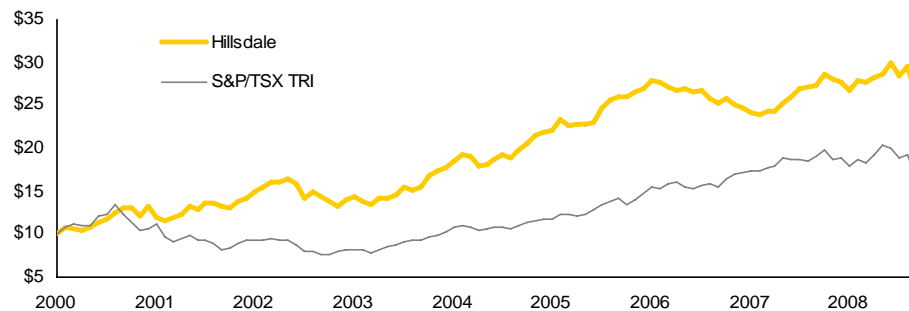
Hillsdale Canadian Long/Short Equity

as at September 30, 2008

Monthly Net Returns ¹

Year	Jan	Feb	Mar	Apr	May	Jun	Jul	Aug	Sep	Oct	Nov	Dec	YTD	S&P/TSX TRI
2000		7.7%	-0.8%	-1.5%	2.8%	4.6%	3.1%	7.4%	4.5%	0.0%	-7.4%	9.9%	33.4%	6.5%
2001	-11.0%	-2.2%	2.1%	3.7%	7.4%	-2.1%	5.0%	0.5%	-2.6%	-0.9%	5.6%	2.2%	6.4%	-12.6%
2002	5.3%	3.9%	3.2%	0.4%	2.3%	-4.1%	-10.4%	5.8%	-4.3%	-3.1%	-3.9%	5.2%	-1.1%	-12.4%
2003	2.4%	-3.6%	-3.1%	5.2%	10%	1.7%	7.0%	-2.2%	19%	9.3%	2.4%	2.8%	26.7%	26.7%
2004	4.1%	3.6%	-0.5%	-5.6%	0.3%	3.1%	3.0%	-1.8%	5.4%	3.5%	5.0%	17%	23.5%	14.5%
2005	0.8%	5.7%	-3.5%	12%	-0.4%	14%	7.2%	3.3%	16%	0.0%	2.3%	16%	22.9%	24.1%
2006	3.4%	-1.1%	-15%	-2.0%	12%	-13%	0.5%	-3.2%	-2.7%	2.8%	-3.6%	-15%	-8.9%	17.3%
2007	-1.9%	-0.8%	18%	-0.2%	3.5%	3.5%	3.1%	12%	0.8%	4.6%	-2.2%	-0.9%	12.9%	9.8%
2008	-3.9%	4.7%	-1.1%	1.8%	1.8%	4.2%	-5.1%	4.5%	-11.7%				-5.8%	-13.3%

Track Record



5D Investment Metrics

Returns ^{1,3}	Hillsdale	S&P/TSX TRI
1 Month	-11.7%	-14.4%
3 Month	-12.4%	-18.2%
6 Month	-5.3%	-10.8%
1 Year	-4.4%	-14.4%
2 Year (annualized)	1.9%	2.5%
3 Year (annualized)	0.3%	4.7%
4 Year (annualized)	7.1%	10.4%
5 Year (annualized)	11.1%	12.0%
Incept. (annualized) ²	11.7%	5.9%

Risk (Annualized Volatility)

3 Year	11.5%	14.7%
5 Year	11.9%	12.8%
Since Inception	13.8%	15.0%

Correlation

3 Year	66.3%	
5 Year	68.3%	
Since Inception	54.5%	

Maximum Drawdown

Period	May 02 - Nov 02	Aug 00 - Sep 02
Draw down	-19.0%	-43.2%

Time Underwater

Period	Jan 06 - Sep 07	Aug 00 - Jun 05
Quarters	7	19

Other Fund Metrics

Alpha (monthly)	Hillsdale
3 Year	-0.17%
5 Year	0.29%
Since Inception	0.74%

Beta

3 Year	0.52
5 Year	0.64
Since Inception	0.50

Long/Short Exposure

\$ Long	\$1.07
\$ Short	\$0.72
% Long	59.8%
% Short	40.2%

NAV Per Unit

Class A	\$26.99
Class I	\$208.45

Assets Under Management ⁴

AUM(\$ Millions)	\$81.0
------------------	---------------

Hillsdale Canadian Long/Short Equity

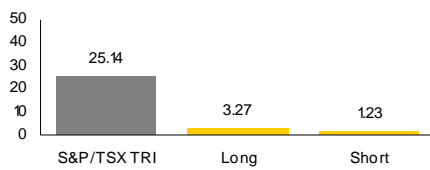
as at September 30, 2008



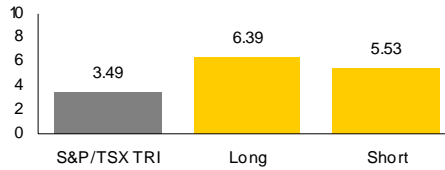
HILLSDALE
INVESTMENT MANAGEMENT INC.

Predictive Indicators

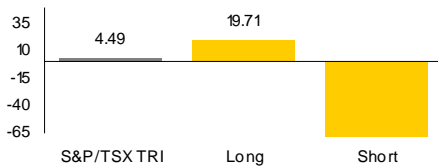
Market Cap (billions)



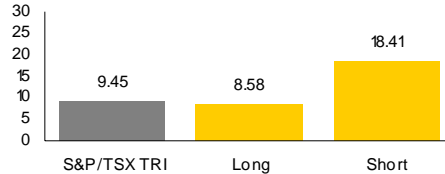
Yield



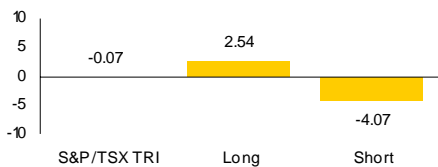
Quarterly Earnings Growth



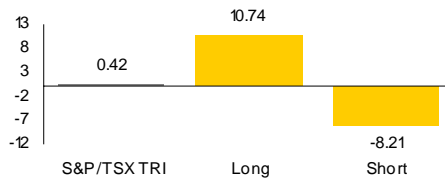
Forward P/E Ratio



Earnings Surprises

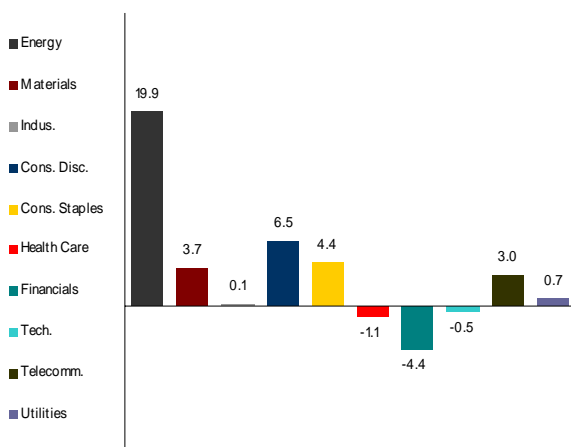


Earnings Revisions

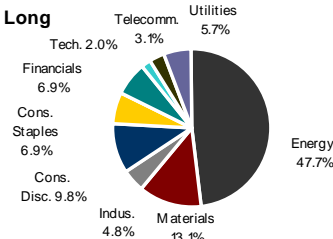


Sector Allocation

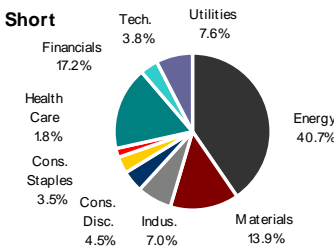
Net Exposure by Sector



Long



Short



Contact Information

Hillsdale Investment Management Inc.

100 Wellington Street West, Suite 2100

TD Centre, P.O. Box 228
Toronto (ON) M5K 1J3

Phone: (416) 913-3900

Fax: (416) 913-3901

www.hillsdaleinv.com

Advisory Channel

John Loeprich, Senior Vice President
(416) 913-3922 - jloeprich@hillsdaleinv.com

Institutions

Harry Marmer, Executive Vice President
(416) 913-3907 - hmarmer@hillsdaleinv.com

John Motherwell, Vice President
(416) 913-3923 - jmotherwell@hillsdaleinv.com

Johnny Quigley, Vice President (Quebec)
(514) 513-4398 - [jqigley@hillsdaleinv.com](mailto:jquigley@hillsdaleinv.com)

Hillsdale Investment Management Inc., an investment counselor and portfolio manager, offers one of the most sophisticated and disciplined equity management approaches in Canada. Since the inception of the company in January 1996, Hillsdale has developed and enhanced its proprietary capacity to deliver equity and equity-hedged products in the U.S. and Canadian markets.

Hillsdale's product line is purposely designed to complement core/index products by focusing on distinct ranges of risk and return not correlated with the majority of equity products offered for sale in Canada. Hillsdale offers its funds on a branded and a co-branded basis and sells to both the private client and institutional markets.

The investment strategies are based on a proprietary investment platform that uses a dynamic, fundamental based, multi-factor approach to stock selection and portfolio construction.

Hillsdale Investment Management Inc.

1. Fund returns are net of all fees and expenses. Returns presented are for Class A units of the Fund only. Past results are not indicative of future performance.
2. Since inception of the Fund (January 31, 2000).
3. The Canadian Long/Short Equity Fund assets at September 30, 2008 were \$74.1M million, which represented 14.3% of the firm's total assets, including assets that Hillsdale manages through subadvisory relationships. Fees are paid by all unitholders of the Fund. Leverage may be employed up to a maximum of two times the Fund's net assets. Returns are calculated in Canadian dollars. Hillsdale Investment Management Inc. has prepared and presented these returns using a time weighted rate of return methodology. The Fund has been audited annually by Deloitte & Touche LLP for the years ended November 30, 2001 to 2007.
4. Total AUM includes the Fund and other assets managed using the same or similar strategies. Returns presented are for the Fund only.